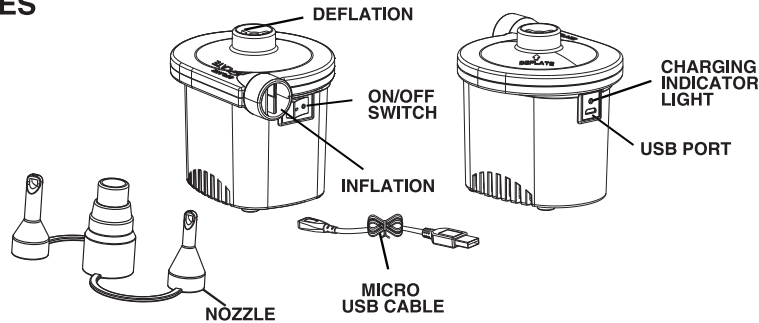


RECHARGEABLE AIR PUMP

Model No. KC026-047

FEATURES



CHARGING

Do not use this pump while it is being charged. Please use the USB cable supplied to charge this pump via a 5V USB interface.

You can charge in via general USB cable input such as in your vehicle or you can use an adaptor with USB interface, such as mobile phone adaptor, power bank, computer and so on.

When the battery is charging the indicator light will be red. When charging is complete the light will be green.

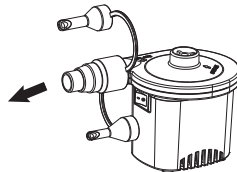
Charging time is approx. 3 hours.

Before charging, make sure that the battery has been fully discharged. The battery should be recharged immediately after it is discharged. Please do not lay the pump aside without power for a long time. **Please fully charge the battery at least once every 6 months.**

INFLATION


Ensure the pump is fully charged before use. The battery will last approx. 10 minutes.

1. Open the valve on the product you wish to inflate.
2. Select the appropriate pump attachment.
3. Attach this to the inflation port on the pump. Slight pressure will be required.
4. Turn the pump switch on to inflate the product to desired firmness.
The symbols on the switch mean “-” for ON, “O” OFF).
6. Close the valve on the product when inflation is complete.



DEFLATION

1. Open the valve on the product you wish to deflate.
2. Select the appropriate pump attachment.
3. Attach this to the deflation port on the pump.
5. Switch on to deflate the product.
6. Close the valve on the product when deflation is complete.



IMPORTANT

1. Charging power supply must be from a 5V USB interface.
2. This pump is intended to inflate/deflate items, such as inflatable boat, air mattress, etc. It is not designed for continuous use. Do not operate the air pump continuously for more than 15 minutes. Motor overheating may cause internal damage. After the pump has been working continuously for more than 15 minutes, fully cool it down for 30 minutes.
3. Keep the air pump out of the reach of children.
4. Do not obstruct the inflation/deflation port and keep them ventilated all the time.
5. For fast inflation and shorten the motor's working time, always use the suitable adapter according to the size of valve of inflatable item.
6. Do not dispose of air pump and its batteries in fire. Check your local regulations for proper disposal instructions.

Note: On large items such as an inflatable boat, king-size air mattress, the pump should fit directly to the valve of inflatable item for fast inflation. Use the appropriate adapter for small valve, such as single-size air mattress, etc.

WARNING

1. Carefully following the instructions on inflatable item when inflating. Never exceed recommended pressure, otherwise, serious injury might be caused by the bursting item.
2. Never leave pump unattended while the pump is in use.
3. Do not keep/use the pump in wet condition. Store it in a dry, well ventilated place.
4. Never allow sand, small rocks, etc, to be sucked into inflation/deflation port when using the pump.
5. Never look inside or point the inflation/deflation port toward yours eyes when the pump is working.
6. Never attempt to put hand or fingers into the inflation/deflation port at any time.

Please fully charge the battery at least once every 6 months.



E3771